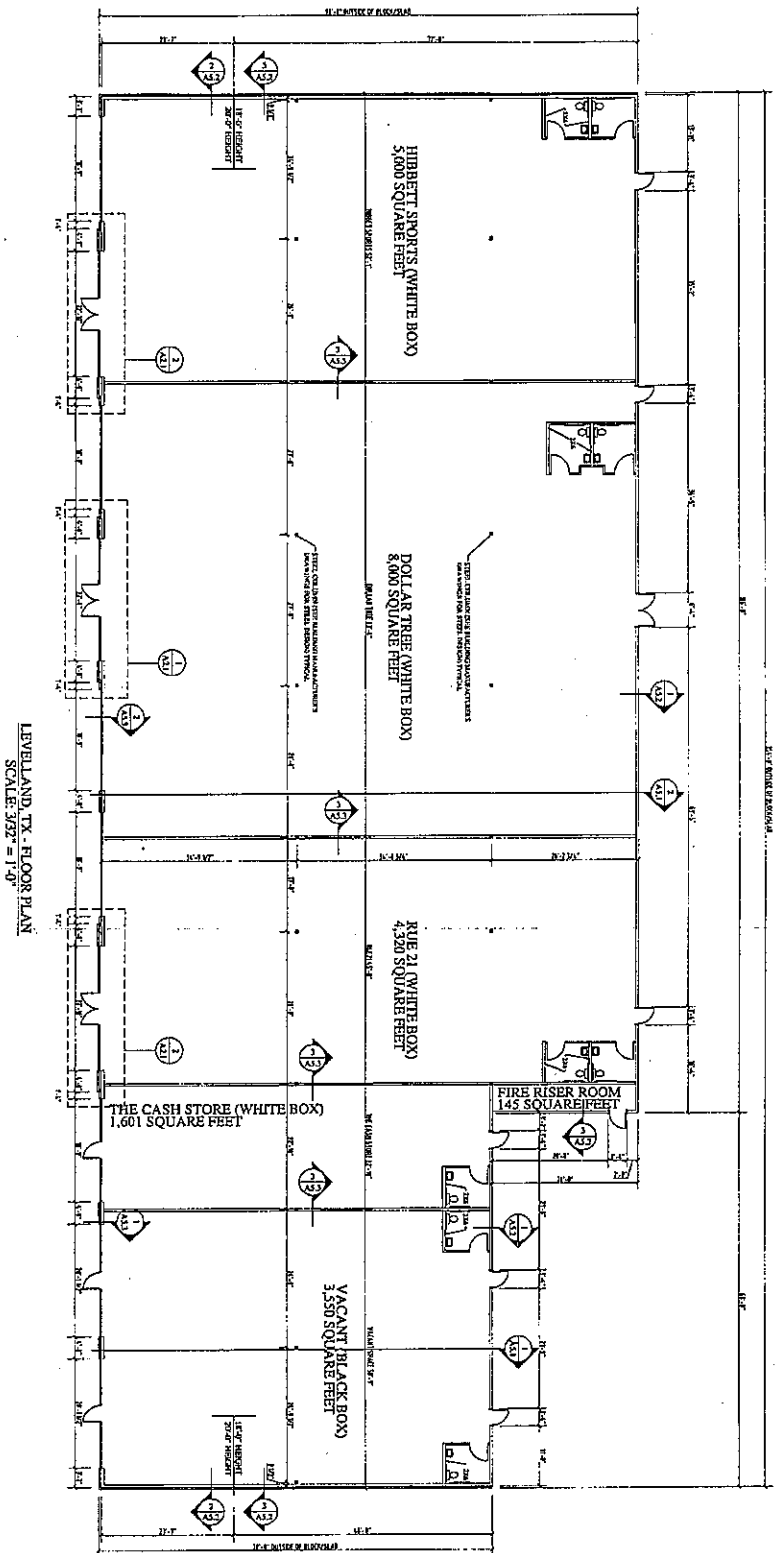
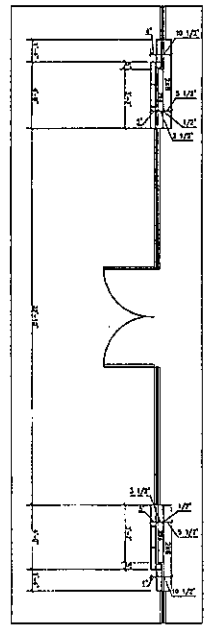


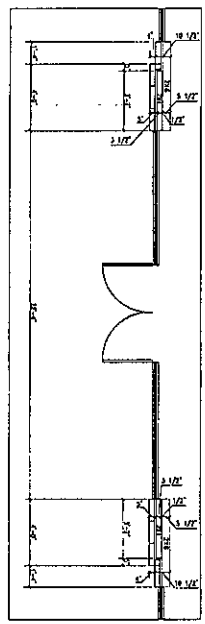
1. ALL DIMENSIONS ARE TO FACE UNLESS OTHERWISE NOTED.
2. HEADERS, SHIM WALLS, BULLDOGS, BOLTS, ANCHORS, WELDING, REINFORCING STEEL, CONCRETE, ETC.
3. ALL EXTERIOR WALLS ARE 2X BRANDED WALL STUDS.
4. ALL INTERIOR WALLS ARE 2X BRANDED BOARD WALLS.




LEVELLAND, TX - FLOOR PLAN
SCALE: 3/32" = 1'-0"



1 SIGNAGE BUMPER-OUT - ENLARGED FLOOR PLAN



2 SIGNAGE BUMPER-OUT - ENLARGED FLOOR PLAN

	<p>Project: 10-21-08</p> <p>Client: LEVELLAND TEXAS ASSOCIATES, L.L.C.</p> <p>Address: NEW RETAIL CENTER, LEVELLAND, TEXAS</p>	<p>OS Engineering Quality, Engineering & Project Management</p> <p>9124 W. Hwy. 60, Suite 200, Pwllinn, MO 65669 Phone: 417.241.1560 Fax: 417.269.3789</p>	<p>Notes:</p> <p>1. ALL DIMENSIONS ARE TO FACE UNLESS OTHERWISE NOTED.</p> <p>2. HEADERS, SHIM WALLS, BULLDOGS, BOLTS, ANCHORS, WELDING, REINFORCING STEEL, CONCRETE, ETC.</p> <p>3. ALL EXTERIOR WALLS ARE 2X BRANDED WALL STUDS.</p> <p>4. ALL INTERIOR WALLS ARE 2X BRANDED BOARD WALLS.</p>
<p>SCALE: 3/32" = 1'-0"</p> <p>FLOOR PLAN</p> <p>A2.1</p>			